

Gandini Meccanica offers a variety of chipper models driven by tractor or with independent engine, designed with technologically advanced criteria, produced with stringent construction techniques and individually tested. The main component of chippers is the chipping disc which, after machining, is dynamically balanced.

LINE OF PROFESSIONAL CHIPPERS EQUIPPED WITH SPECIAL DEVICES TO OPTIMISE RELIABILITY AND DURATION OVER TIME.

CHIPPERLINE

CHIPPERLINE
150 | 170 | 200 | 09 | 13



The electronic "NOSTRESS" device fitted on the various chipper versions of the Chipper range, is fully programmable, and according to the chipping disc rotation speed it automatically regulates wood feeding (with solenoid valve). It is paired with an hour-counter to clock the machine's operating time.

All chipping machines are fitted with the rapid blade fitting and removal system, which reduces to the minimum maintenance time and any assembly errors. The hydraulic system has been designed to the smallest detail and made with superior quality components, oversized piping and special solenoid valve block, everything to ensure maximum reliability and durability of the chipper over time.



CHIPPERLINE 150 | 170

CH 150 TPS

THE IDEAL CHIPPER TO SOLVE GRINDING PROBLEMS IN MEDIUM-SIZED SITES

Professional compact grinder, designed for use in chipping of prunings in parks and gardens, condo areas, boulevards, traffic islands, etc., for shredding all the plant material resulting from pruning of trees, hedges, evergreens. Suitable to grinding dry and green material, logs and brushwood. Its compact size makes it a very versatile chipper, not too bulky, suited to operating in narrow sites where space is reduced to the minimum, it may be fitted with wheels and drawbar for agricultural towing (optional).

CH 150/170 TPS compact chipper, driven by the tractor's PTO at 540RPM, with double parallel coupling, complete with independent hydraulic system, independent from the tractor, it may be fitted with wheels and drawbar for agricultural towing (optional).

CH 150/170 MTS compact chipper, driven by independent engine, with motion transmission by means of V belts. With road trailer approved for towing at 80km/h (optional). The chip ejection pipe, adjustable at 360°, allows the ground material to be directly loaded onto the vehicle towing it. Nimble and compact it moves easily even in the narrowest passages. Self-propelled crawler mounted outfitting (optional).



Blade chipping disc while cutting a tree trunk




Axle and drawbar

CHIPPERLINE 47



Self propelled crawler



Hydraulic rollers

FEATURES

- Very powerful hydraulic traction rollers.(CH 110 single roller)
- Toothed roller with exclusive blade and tooth system to increase the drive power.
- Hydraulic pump mounted with flexible coupling system to increase durability over time.
- Pressurised oil tank to assure perfect cleanliness of the oil hydraulic system.
- Rapid blade attaching-detaching system, with no need for adjustments
- Double-edged counter blade.
- Roller positioning and control system with shockproof bearings.
- Height-adjustable chip ejection cap.
- Safety and control system with galvanised panic bar.
- Feeding roller speed adjustment valve (optional).
- Folding loading hopper to reduce overall dimensions during transport or storage.
- Easy maintenance access (blade change and greasing)
- Centralised greasing (optional)

CHIPPERLINE 150 | 170



CH 150 MTS

CHIPPERLINE 200

GREATLY RELIABLE CHIPPER WITH RAPID BLADE DETACH SYSTEM TO ASSIST IN MAINTENANCE



CH 200 TPS


Professional medium-sized grinder, designed for use in chipping of prunings in parks and gardens, condo areas, boulevards, traffic islands, cleaning forestry work etc., for shredding all the plant material resulting from pruning of trees, hedges, evergreens. Suitable to grinding dry and green material, logs and brushwood.

The sturdy structure assures continuous use even for especially demanding work.


CH 200 TPS professional chipper, driven by the tractor's PTO at 540RPM, with double parallel coupling, complete with hydraulic system independent from the tractor. It may be fitted with wheels and drawbar for agricultural towing (optional).

CH 200 MTS professional chipper driven by independent diesel engine, liquid cooled with anti-clogging filtered radiator. Sturdy, powerful motion transmission with increased section belts. The chip ejection pipe, adjustable at 360°, allows the ground material to be directly loaded onto the vehicle towing it.

Side hatch door which may be opened for easy and convenient maintenance and inspection of the engine/transmission compartment. With road trailer approved for towing at 80km/h (optional). Height-adjustable drawbar to adapt to any vehicle. Self-propelled crawler mounted outfitting (optional).



Toothed rollers



Pump with cast iron flange



CH 170/200 MTS



Radiator with anti-clogging pre-filter

FEATURES

- Very powerful double hydraulic drive roller.
- Toothed rollers with exclusive blade and tooth system to increase the drive power.
- Hydraulic pump mounted with flexible coupling system to increase durability over time.
- Pressurised oil tank to assure perfect cleanliness of the oil hydraulic system.
- Rapid blade attaching-detaching system, with no need for adjustments.
- Double-edged counter blade.
- Roller positioning and control system with shockproof bearings.
- Height-adjustable chip ejection cap.
- Safety and control system with galvanised panic bar.
- Folding loading hopper to reduce overall dimensions during transport or storage.
- Easy maintenance access (blade change).
- Feeding roller speed adjustment valve (optional).
- Centralised greasing (optional).
- Lifting hook.
- Radiator with anti-clogging cleaning pre-filter.
- Hydraulic pump with cast iron flanges to increase service durability over time.



CH 170/200 MTS

CHIPPERLINE 150 170 200		150 TPS	150 MTS	170 TPS	170 MTS	200 TPS	200 MTS
TRACTOR POWER	cv	25-50	/	35-60	/	40-70	/
ENGINE POWER	cv (kW)	/	25	/	40	/	40
NUMBER OF CYLINDERS	n°	/	2	/	3	/	3
MAX WOOD DIAMETER	mm	100-120	100-120	110-130	110-130	160-180	160-180
NUMBER OF ROLLERS	n°	2	2	2	2	2	2
MAXIMUM PASS	mm	150x150	150x150	170x170	170x170	240x200	240x200
NUMBER OF BLADES	n°	3	3	3	3	3	3
FLYWHEEL DIAMETER	mm	600	600	680	680	700	700
SOUNDPROOFED BONNETS		/	optional	/	optional	/	standard
CHIP LENGTH	mm	10-13	10-13	10-13	10-13	10-13	10-13
360° SWIVELLING CHIPS PIPE		standard	standard	standard	standard	standard	standard
NOSTRESS DEVICE		standard	standard	standard	standard	standard	standard
HOUR COUNTER		optional	optional	optional	optional	optional	optional
LIGHTS SYSTEM		optional	optional	optional	optional	optional	standard
CARDAN JOINT SHAFT		standard	/	standard	/	standard	/
FLYWHEEL THICKNESS	mm	25	25	25	25	25	25
HOURLY PRODUCTION	ton	3	3	4	4	5	5
360° REVOLVING FEEDING CHUTE		/	/	/	/	/	optional
HYDRAULIC CONTROLS		/	/	/	/	/	/
SHIPPING DIMENSIONS	mm	1850x1150x1300	2150x1250x1350	1850x1250x1500	2700x1200x1500	2100x1400x1750	3000x1800x1700
MACHINE WEIGHT	kg	360	650	550	750	730	1000



CHIPPERLINE 09 | 13

CH 9-13 TPS

CHIPPER WITH TILTED CUTTER THAT REDUCES ABSORBED POWER. IDEAL FOR LARGE PRUNING SITES

Professional medium-sized chipper, designed for use in chipping of prunings in parks and gardens, condo areas, boulevards, traffic islands, cleaning forestry work etc., for shredding all the plant material resulting from pruning of trees, hedges, evergreens. Suitable to grinding dry and green material, logs and brushwood.

The sturdy structure assures continuous use even for especially demanding work.

CH 09/13 TPS forestry chipper, driven by the tractor's PTO at 540RPM. Double box PTO transmission, with no belt to be adjusted, and maximum transmitted power. Complete with hydraulic system, independent from the tractor. It may be fitted with wheels and drawbar for agricultural towing (optional).

CH 09/13 MTS forestry chipper, driven by independent engine. Motion transmission by V-belts. The chip ejection pipe, adjustable at 360°, allows the ground material to be directly loaded onto the vehicle towing it. With road trailer approved for towing at 80km/h (optional). Self-propelled crawler mounted outfitting (optional).



Vertical toothed rollers



CH 13 roller gear motor

CHIPPERLINE 57



Set of solenoid valves



Set of blades

FEATURES

- Hydraulic gear motors for starting the rollers.
- Roller closing/opening with hydraulic cylinder.
- Very powerful double hydraulic drive roller.
- Toothed rollers with exclusive blade and tooth system to increase the drive power.
- Solenoid valve block.
- All electronic controls.
- Safety and control system with galvanised panic bar.
- Disc with tilted blade housing with CNC machining (CH 13)
- Double-edged blades (CH 13).
- High thickness steel chipping disc.
- Rapid blade attaching-detaching system, with no need for adjustments.
- Roller positioning and control system with shockproof bearings.
- Height-adjustable chip ejection cap.
- Counter blade with four edges.
- Counter blade inside the chute, with total log support.
- Folding pipe with gas piston lowering system.
- Pumps with cast iron flange.
- Pressurised oil tank to assure perfect cleanliness of the oil hydraulic system.
- Filter on intake.
- Oversized, maintenance-free chipping disc supports.

- Bearing with double row of barrel rollers.
- Hydraulic pump mounted with flexible coupling system to increase service life.
- Shaft fitting in hardened 38NCD4.
- Folding loading hopper to reduce overall dimensions during transport or storage.
- Easy maintenance access (blade change).

- Lifting hook.
- Roller revolutions adjustment valve (optional CH 09).
- Grid (optional CH 13).
- Second counter blade (optional).
- The chipper may be fitted with hydraulic log loading crane (optional).



CH 9-13 MTS



CHIPPERLINE 09 13		09 TPS	09 MTS	13 TPS	13 MTS
TRACTOR POWER	cv	50-100	/	60-120	/
ENGINE POWER	cv (kW)	/	50-(60)	/	80
NUMBER OF CYLINDERS	n°	/	4	/	4T
MAX WOOD DIAMETER	mm	220-250	220-250	260-280	260-280
NUMBER OF ROLLERS	n°	2	2	2	2
MAXIMUM PASS	mm	300x270	300x270	300x270	300x270
NUMBER OF BLADES	n°	3	3	3	3
FLYWHEEL DIAMETER	mm	845	845	845	845
SOUNDPROOFED BONNETS		/	standard	/	standard
CHIP LENGTH	mm	10-13	10-13	7-10-13	7-10-13
360° SWIVELLING CHIPS PIPE		standard	standard	standard	standard
NOSTRESS DEVICE		standard	standard	standard	standard
HOURLY PRODUCTION	ton	5-7	5-7	8-10	8-10
360° REVOLVING FEEDING CHUTE		/	standard	/	standard
HYDRAULIC CONTROLS		standard	standard	standard	standard
SHIPPING DIMENSIONS	mm	2300x1650x2300	2700x1800x2300	2300x1650x2300	3000x1800x2300
MACHINE WEIGHT	kg	1000	1500	1200	2000